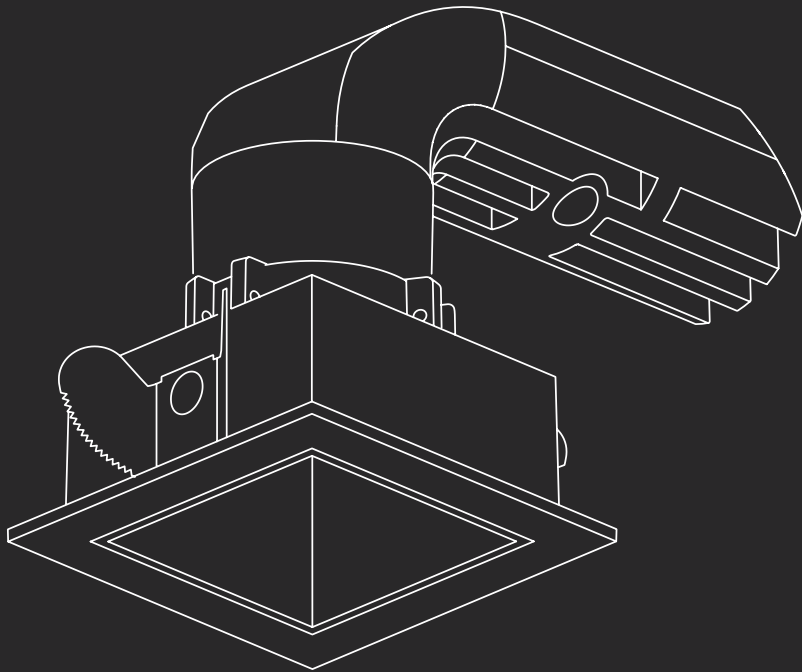



DOTTA SYSTEM / SQUARE



Clight


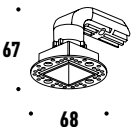



SQUARE

- Excellent optical control.
- Interchangeable lenses.
- Wide range of accessories.
- Integration with Low Voltage.
- Dimming version available.
- CRI 90.





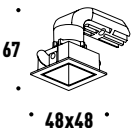





OPTIONS



		 W-15212	 B-15213	 G-15366
---	--	---	---	---

SQUARE 9W

lm	K	W	Cut-out (mm)	Control	Lens	Dimming	 Square Trimless*
573	3000	9	39x39 x Ø 85	On-Off	30°	TRIAC* 15217 10°* 15216	15214

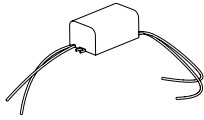
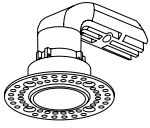
		 W-15212	 B-15213	 G-15366
---	---	---	---	---

SQUARE 9W (Trim)

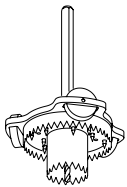
lm	K	W	Cut-out (mm)	Control	Lens	Dimming	 Matt White*	 Matt Black*
573	3000	9	43x43	On-Off	30°	TRIAC* 15217 10°* 15216	15215	15368

* not included

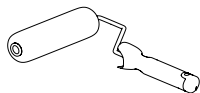
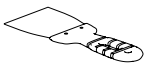
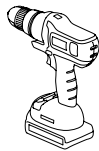
INSTALLATION



Lighting fixture & driver



Tool Kit

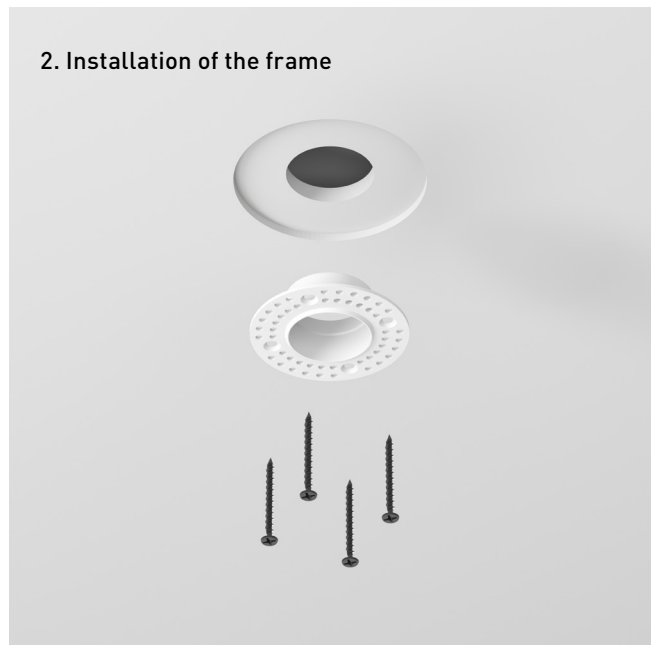


Installation is a simple process thanks to the innovative drill tool kit. Final finishing needs a minimum amount of plaster work.

1. Drilling the hole



2. Installation of the frame



3. Plastering & paint work




4. Positioning the power supply



5. Installation of the fixture




6.



MAINTENANCE

1.



2.



The power supply and the fixture can be removed at any time by simply pressing the fixture once and pulling the fixture.

HEADQUARTER

Hatnufa 7 St.
9342207 Jerusalem
Israel

LOGISTIC CENTER

Tsela ha-Har St. 47
7178127 Modein
Israel

T +972 (2) 6727811/2
F +972 (2) 6727813

office@clight-led.com
export@clight-led.com

Clight
by **Cabasso Group**

www.clight-led.com