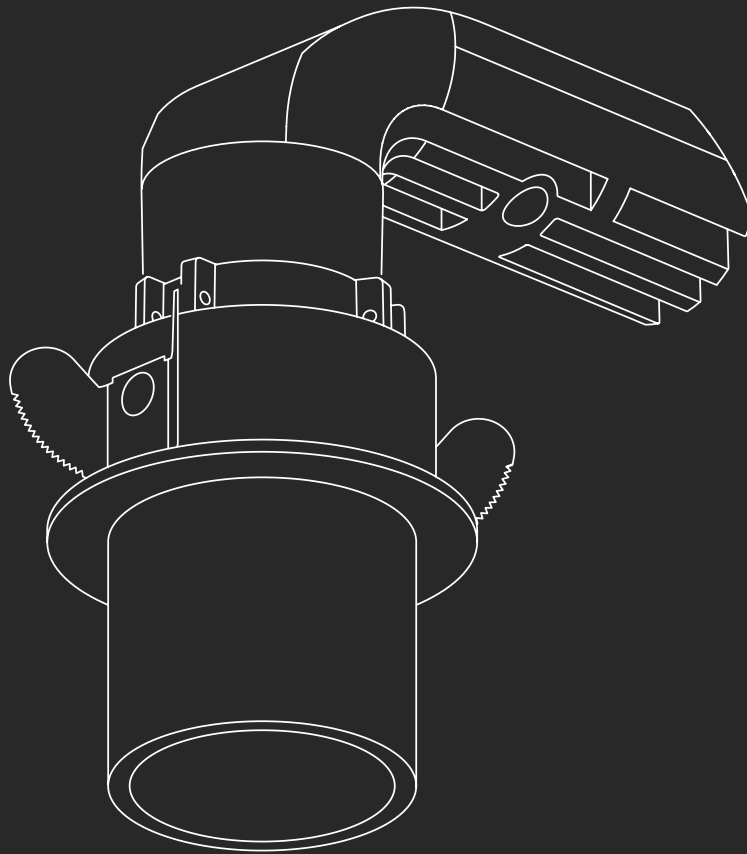


DOTTA SYSTEM / ACRYLIC



Clight


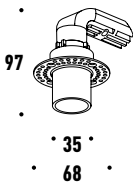

ACRYLIC

- Wide range of accessories.
- Integration with Low Voltage.
- Dimming version available.
- CRI 90.






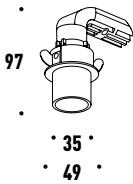



OPTIONS



			 Acr-15206		
--	--	--	---	--	--

ACRYLIC 9W

lm	K	W	Cut-out (mm)	Control	Lens	Dimming	 Tool Kit*	 Round Trimless*
						TRIAC* 15217		
370	3000	9	Ø 39 x Ø 85	On-Off	30°	10°* 15216	152045	15210

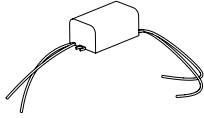
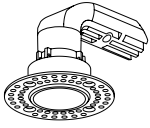
			 Acr-15206		
---	--	---	---	--	--

ACRYLIC 9W (Trim)

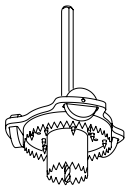
lm	K	W	Cut-out (mm)	Control	Lens	Dimming	 Round Trim (W)*	 Round Trim (B)*
						TRIAC* 15217		
370	3000	9	Ø 44	On-Off	30°	10°* 15216	15211	15367

* not included

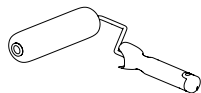
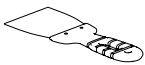
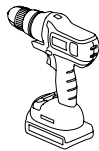
INSTALLATION



Lighting fixture & driver



Tool Kit

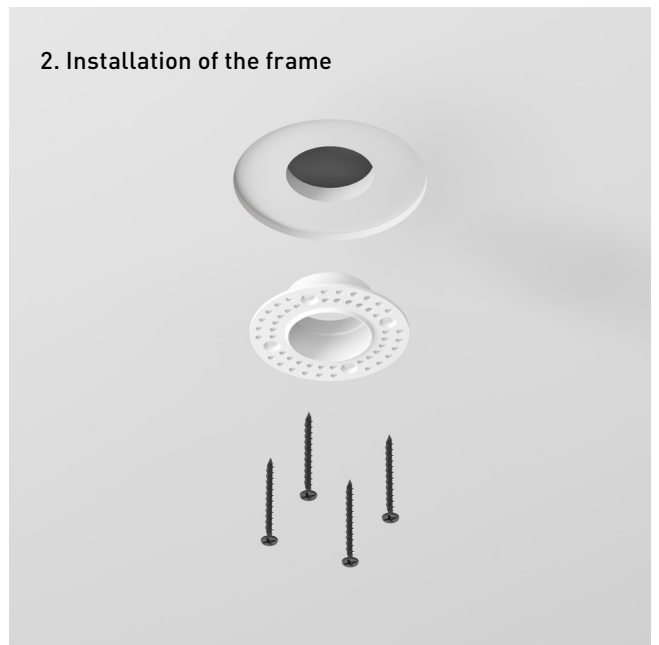


Installation is a simple process thanks to the innovative drill tool kit. Final finishing needs a minimum amount of plaster work.

1. Drilling the hole



2. Installation of the frame



3. Plastering & paint work




4. Positioning the power supply



5. Installation of the fixture




6.



MAINTENANCE

1.



2.



The power supply and the fixture can be removed at any time by simply pressing the fixture once and pulling the fixture.

HEADQUARTER

Hatnufa 7 St.
9342207 Jerusalem
Israel

LOGISTIC CENTER

Tsela ha-Har St. 47
7178127 Modein
Israel

T +972 (2) 6727811/2
F +972 (2) 6727813

office@clight-led.com
export@clight-led.com

Clight
by **Cabasso Group**

www.clight-led.com